

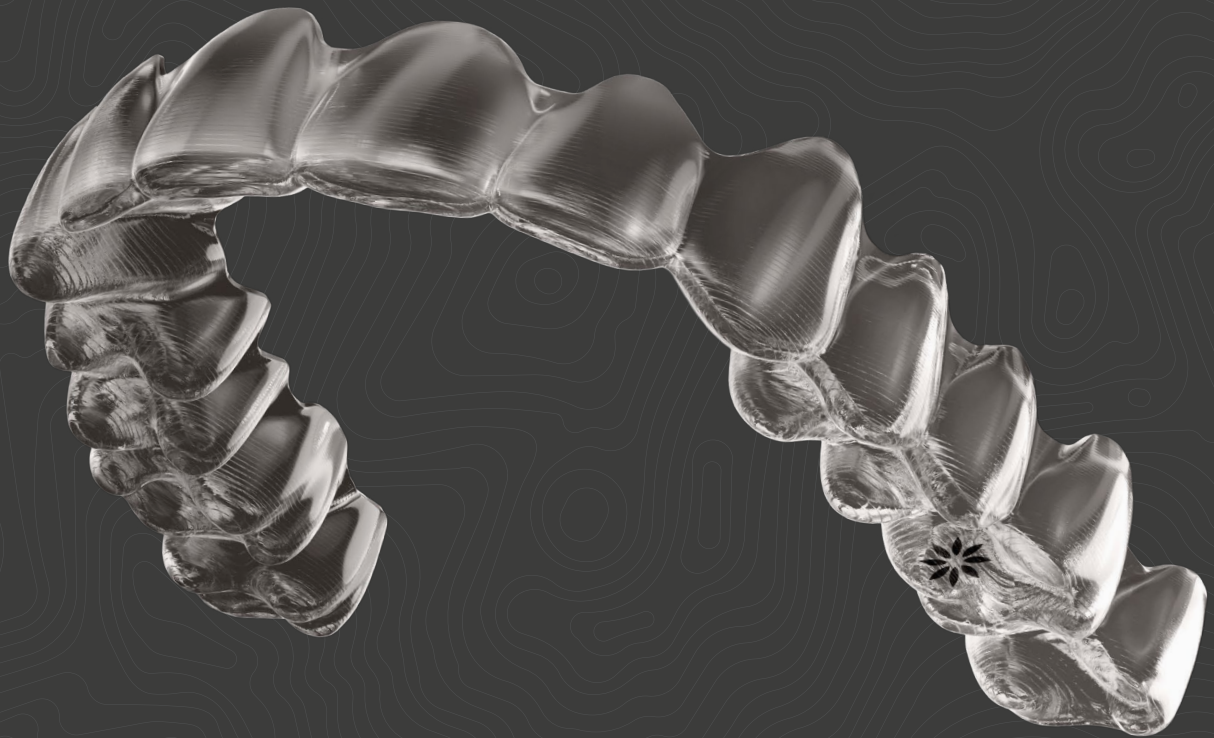
Where could your new smile take you?

Now's the time to discover how the Invisalign System could help move you forward. Because it's not just your smile that's full of potential.

 **invisalign**® | made to move

What is Invisalign?

The Invisalign System is a virtually invisible treatment that effectively straightens teeth. The Invisalign treatment uses a series of custom-made removable aligners with unique SmartForce technology that gradually moves your teeth to the ideal position.



Clear

Hardly anyone will notice you are straightening your teeth.

Comfortable

Custom-made, smooth and comfortable to wear.

Removable

Life continues as normal – from brushing and flossing, to eating whatever you like. Aligner recommended wear time is 22 hours a day.

Fast

Get a straighter smile in as little as 3 months¹ with weekly aligner changes.*

Proven

The SmartTrack material used in Invisalign aligners is clinically proven to improve tooth movement and performs better than other clear aligner material.²

Millions of smiles

Millions of people have transformed their smiles with Invisalign clear aligners.

¹Weekly aligner changes are recommended for all Invisalign treatments. The decision to prescribe weekly aligner changes is at the doctor's discretion.

¹ Treatment times vary with Invisalign treatments depending on individual patient needs and must be determined by your doctor.

² Data on file at Align Technology.

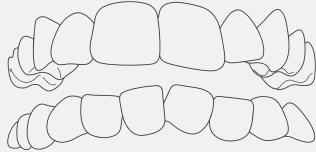
The health benefits of straighter teeth.

Swollen, red gums can often be the result of having teeth that are crowded or too widely spaced. Unfortunately, these are also signs of periodontal disease. When teeth are properly aligned, gums fit more securely around teeth, allowing for the strongest and healthiest defence against potential periodontal problems.

Invisalign treatment is clinically proven to be effective and, in the hands of an experienced Invisalign Provider, can be used to treat mild to complex teeth straightening issues.

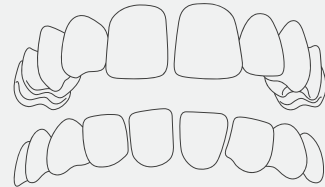
Below are examples of malocclusions that the Invisalign System can treat:

Overly Crowded



Overly crowded teeth can get worse over time, and result in severely crooked teeth. This crowding can lead to plaque accumulation, tooth decay and an increased chance of gum disease.

Gapped Teeth



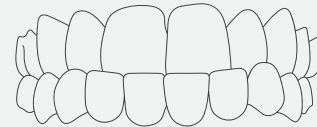
Spacing issues and gaps between teeth can lead to gum problems (due to lack of protection by the teeth), periodontal pockets and increased risk of periodontal disease.

Deep Bite



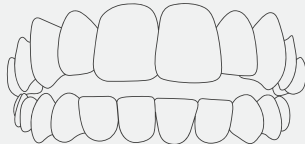
Deep bite can lead to gum problems or irritation, and/or wear on the lower teeth, and can cause painful jaw and joint problems.

Underbite



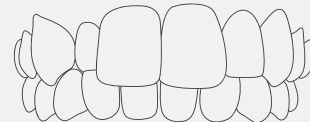
Underbite can prevent the normal function of front teeth or molars, which can lead to tooth wear. It can also cause painful jaw and joint problems.

Open Bite



Open bite can cause poor or painful chewing, and even speech impairment. It can also lead to greater issues like temporomandibular joint disorder (TMJD).

Crossbite



Crossbite causes one or more upper teeth to bite on the inside of the lower teeth. This can cause wear of the teeth, gum disease and bone loss.

> Take our [Smile Assessment](#) and see if Invisalign could work for you.

Invisalign innovations. Advancing digital dentistry.

ClinCheck: a better experience from the start.

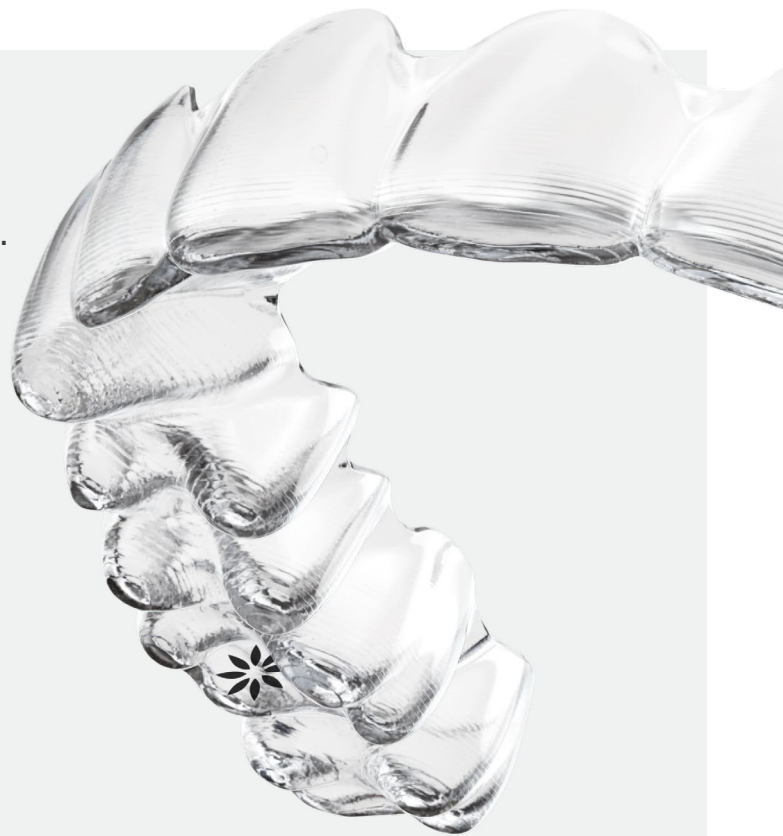
Our pioneering ClinCheck technology digitally maps your entire Invisalign journey – so when you become a patient, you can preview your new smile before treatment even begins. The software allows your Invisalign Provider to design a precise, personalised treatment plan, including the exact movements of your teeth and how long your treatment should be.

75%

 more predictable.

Invisalign clear aligners are made of SmartTrack material which provides greater than 75% improvement in overall tooth movement predictability.¹ Manufactured using state-of-the-art 3D printing technology for highly accurate, customised aligners, each new set moves your teeth comfortably and efficiently towards their final position.

And if your Invisalign Provider advises that you are suitable to change your aligners every week rather than every two weeks, you could achieve your new smile in as little as 3 months – that's up to 50% faster than before.²



iTero: the future of intra-oral scanning.

iTero, our intra-oral scanner, creates fast, precise 3D digital images of your teeth³ to enable accurate, efficient planning.



Discover more about how Invisalign aligners work by [watching the video](#).

¹ Compared to off-the-shelf, single layer 0.30in material.

² Invisalign Go and Invisalign Lite only. With weekly aligner changes compared to two-week aligner changes. Weekly aligner changes are at the discretion of the


Three steps forward. No steps back.

The Invisalign treatment process is as straightforward as it is advanced.



1. The Consultation

Once your Invisalign Provider has confirmed you're eligible for treatment, they will take photos, X-rays and digital scans or a dental impression of your teeth. These records will be used to create a ClinCheck 3D treatment plan, just for you.



2. The Aligners

After being custom-made and shipped to your Provider's office, you'll receive a series of aligners to wear every day and change at home – on average every 1-2 weeks.




3. The Results

You'll visit your Provider around every 6-8 weeks to monitor progress and receive new aligners. After finishing your treatment plan, retainers will be required to maintain your new smile.

A transformative experience. What to expect during treatment.

Our pioneering ClinCheck technology digitally maps your entire Invisalign journey – so when you become a patient, you can preview your potential new smile before treatment even begins. The software allows your Invisalign Provider to design a precise, personalised treatment plan, including the exact movements of your teeth and how long your treatment will be.

- You may feel uncomfortable at the beginning of your treatment. That's natural as you're moving your teeth. But it should only be a minor discomfort, and it's less painful than braces in the first week of treatment.¹
- Removing your aligners may take some getting used to at first, so your aligners come with a special removal tool to help you as you get used to it.
- Depending on your treatment, you may need to wear attachments. These are individually shaped by your 3D custom treatment plan, and are placed on your teeth. The attachments click into the Invisalign aligners to help the teeth move more effectively. Whether you need attachments and how many depends on your treatment plan and is something to discuss with your Invisalign Provider.
- You may require elastics to improve control of certain tooth movements.
- If you need a tooth extraction as part of your treatment, your aligner will conceal the space.



> For more tips about what it's like to live with Invisalign aligners, follow us on social media.



¹In a study by Miller et al, with adults measuring pain in the first week of treatment. Kevin Miller et al. "A comparison of treatment impacts between Invisalign aligner and fixed appliance therapy during the first

Your smile is an investment in yourself.

The smile you want could be more affordable than you may think. Some Invisalign Providers may offer a free initial Invisalign consultation. Some may also offer different payment plans that mean you don't need to pay the full amount up front and offer affordable monthly payments.



Many dental and healthcare insurance plans now cover Invisalign treatment. However, as medical benefits differ from policy to policy, you'll need to check with your health insurance provider.



To obtain an exact cost for your Invisalign treatment, request an appointment with an experienced Invisalign Provider.



[Find an Invisalign Provider near you.*](#)

Be informed, be in control.

Questions to ask your Invisalign Provider.

To make sure you're fully prepared, we've pulled together a list of common questions for you to use as a guide when meeting with your doctor.

- Please explain the treatment process.
How does it move my teeth?
- Roughly how long will my treatment last?
- How often will I have to visit your practice?
- What is the difference between Invisalign treatment and braces?
- How much will it cost, and are there payment options?
- How often should I wear the Invisalign aligners?
- Will wearing Invisalign aligners affect my speech?
- What happens after the treatment is done?
Will I need to wear a retainer?
- What kind of retainers are available?



Why not [take a look at our FAQs](#) for additional topics.

Discover the Invisalign difference.


When we pioneered Invisalign clear aligners, we changed how people straighten their teeth. Take a look at how the Invisalign System compares to standard braces so you can choose the right treatment for you.

Invisalign vs Standard Braces Comparison Chart	Invisalign Aligners	Standard Braces
Effectively treats a wide variety of cases, including crowding, spacing, crossbite, deep bite and underbite.	●	●
Straightens your teeth.	●	●
Allows you to eat whatever foods you enjoy.	●	
Lets you remove the device when you want. Aligner recommended wear time is 22 hours a day.	●	
Lets you enjoy virtually invisible teeth-straightening.	●	
Allows you to brush and floss your teeth normally for better periodontal health.	●	
Consists of smooth, comfortable plastic.	●	

Your secret weapon is right under your nose.

What makes a beautiful smile?

- Straightness and symmetry of your teeth (particularly your front teeth)
- Tooth proportion and smile width
- Colour of your teeth
- Spacing of your teeth
- Shape, colour and fullness of your lips
- Gum health and gum line





What if you stopped wondering ‘what if’?

There’s never been a better time to straighten your teeth and join millions of people who’ve embraced their future with a smile.

[!\[\]\(3dfb8d66e81160ad61421a3452093d1b_img.jpg\) Request an appointment with an experienced Invisalign Provider near you.](#)

Align Technology BV
Arlandaweg 161, 1043 HS Amsterdam, The Netherlands

© 2018 Align Technology, Inc. All Rights Reserved.
Invisalign®, the Invisalign logo, ClinCheck®, iTero®, SmartForce®, SmartTrack®, and Viverra®, among others, are trademarks and/or service marks of Align Technology, Inc. or one of its subsidiaries or affiliated companies and may be registered in the U.S. and/or other countries